

2024 CFHA Annual Report

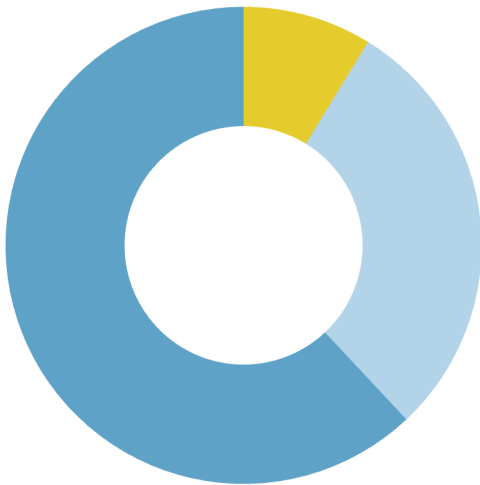
Financial Update

	Actual	Budgeted	\$ Over/Under
Revenue	\$1,532,054	\$1,382,000	\$150,054
Expenses	\$1,565,115	\$1,478,069	\$87,046
Operating Revenue	-\$33,061	-96,069	\$63,008

In 2024, unrestricted revenue (non-grant related) increased by approximately **14.5%**, rising from **\$1,338,607** in 2023 to **\$1,532,054**, driven by continued growth in our technical assistance program and trainings. Expenses also grew by about **34%**, increasing from **\$1,165,257** to **\$1,565,115**, reflecting higher program delivery costs, expanded staffing, and additional in-person training and event expenses to support organizational growth. Despite these increases, CFHA ended the year with an operating revenue of **-\$33,061**, which was significantly better than the budgeted projection, outperforming expectations by **\$63,008**.

Cash on Hand and Investments

CFHA maintains a strong financial position with **\$1,248,549** in total cash and investment balances held across checking, money market, and investment fund accounts.



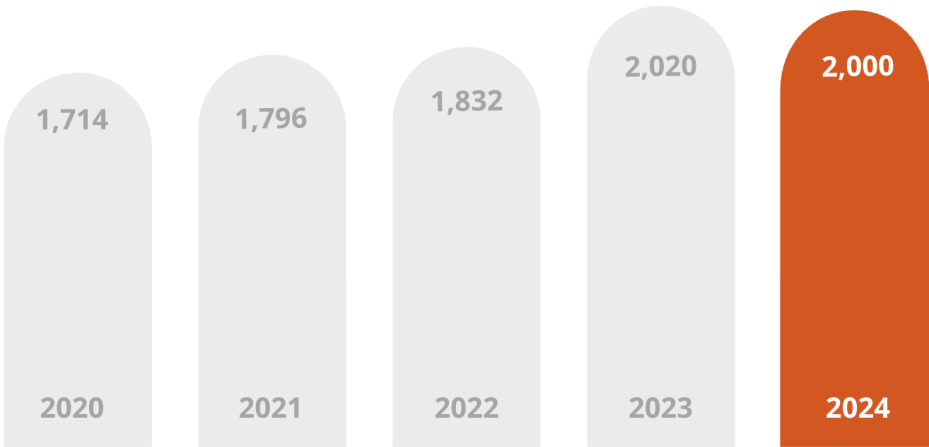
Cash on Hand Balances	Amount
Checking	\$106,373
Money Market	\$355,349
LPL Financial Investment Fund	\$699,268
Total Cash + Investment Funds	\$1,248,549

Cost of Membership

Administrative Expenses—including payroll, service providers, licenses, technology, and general office costs—represent all spending not directly tied to the annual conference, events, technical assistance (TA), or the learning management system. These expenses support our core mission of delivering value and benefits to our members.

In 2024, CFHA’s Administrative costs totaled **\$1,163,073**, which equates to approximately **\$546 invested per member** over the year. Please note that this amount exceeds the cost of individual membership, underscoring CFHA’s commitment to providing high-value services and support that go beyond the membership fee.

Membership Update

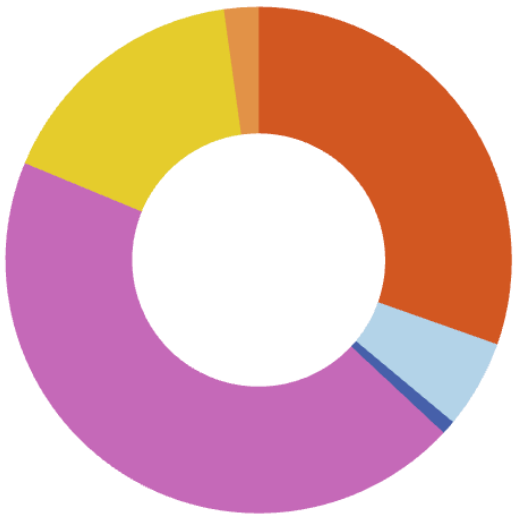
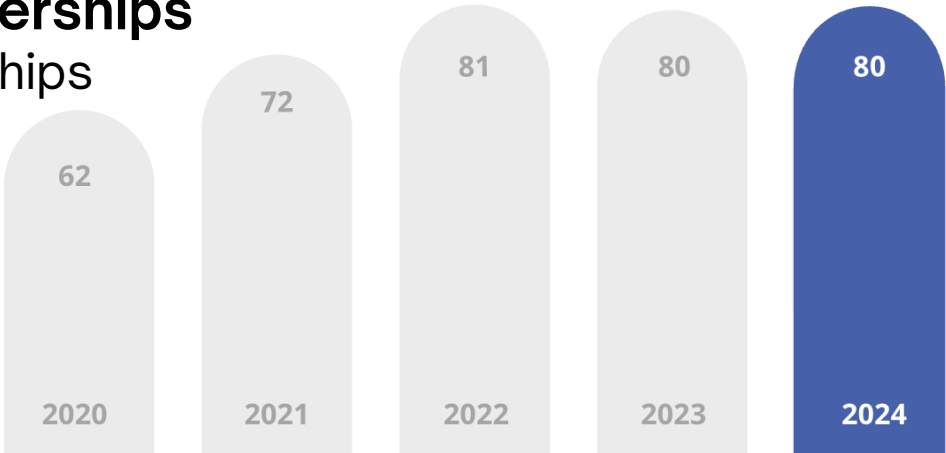


Individual Members

In 2024, CFHA maintained strong individual membership levels, with a slight **1%** shift from 2,020 in 2023 to 2,000 in 2024.

Organizational Memberships

Organizational memberships experienced no change, staying constant at **80 organizations** from 2023 to 2024.



Membership Type Distribution in 2024

Total number of Members	2,000
Individual Professionals	608
Individual Trainees	113
Individual Care Team Members	18
Organizational Professionals	886
Organizational Trainees	331
Org Care Team Members	44

Interested in learning more about CFHA? Have a question that is not answered here? CFHA prides itself on being a transparent, accountable organization incorporated in the state of New York as a 501(c)3. Contact us at info@cfha.net.