



2019 Annual Report

CFHA has seen increasing success over the past two years which is indicative of the growth of Integrated Care as an important component in today's healthcare system. We have finally been able to achieve a goal of having one year's operating expenses in reserve which is an accepted standard for non-profit organization in an uncertain economic environment. More important though is that our growth reflects that our mission, and efforts to meet that mission, are on target. We have an aggressive vision of increased member services and learning experiences which our growth enables....

Financial Update

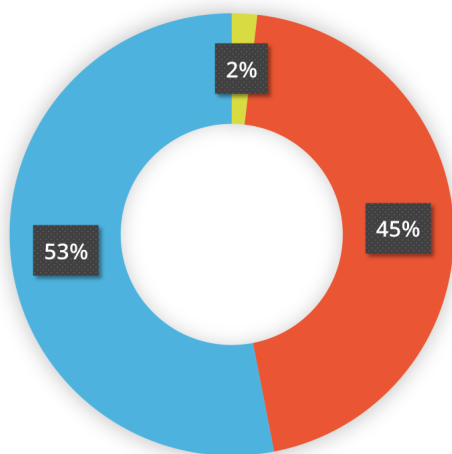
Income Statement

	Actual	Budgeted	\$ Over Budget
Revenue	\$900,108	\$714,466	+\$185,442
Expenses	\$687,414	\$617,064	+\$70,350
Operating Revenue	\$212,694	\$97,602	+\$115,092

In 2019, unrestricted revenue (defined as non-grant related revenue) revenue increased by **30%**, up from \$693,965 in 2018. Subsequently, expenses have grown by **40%**, mostly due to an increase in conference attendance.

Cash on Hand and Investments

Cash on hand and investments as of December 31, 2019 was \$609,346.31, \$138,388.39 ahead of our projection of \$470,957. Cash on hand increased by **63%** in 2019, from \$373,355 in 2018.

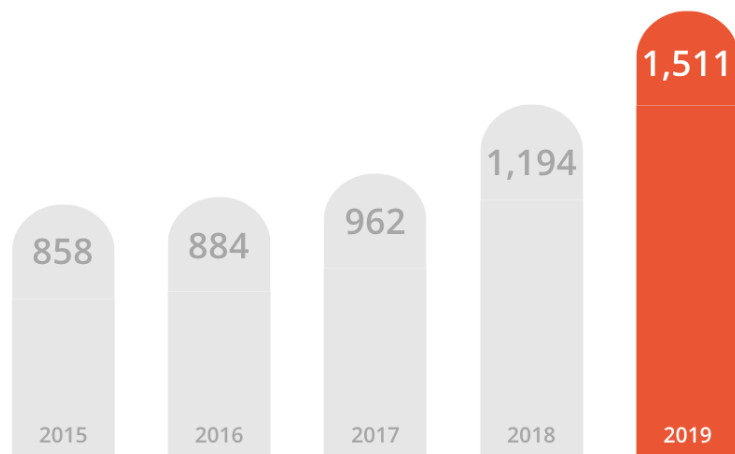


Cash on Hand Balances	Amount
● Checking	\$11,255
● Money Market	\$274,794
● LPL Financial Investment Fund	\$323,296

Cost of Membership

All expenses not directly associated to conference, technical assistance or the learning management system are considered in support of our main purpose of providing membership benefits, or General & Administrative costs. In 2019, CFHA's General & Administrative costs totaled to be \$412,382, meaning that **\$273** was spent on each member during the year. Please note that this amount exceeds the cost of membership.

Membership Update

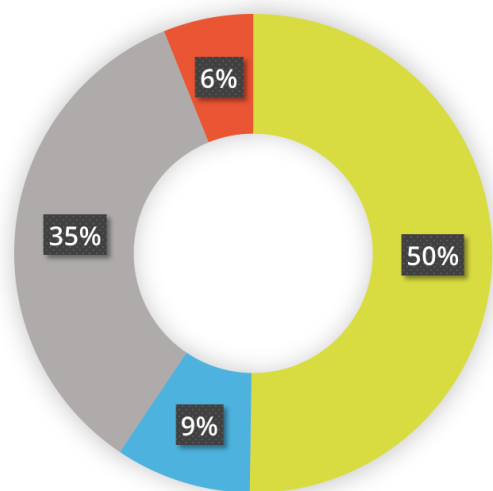
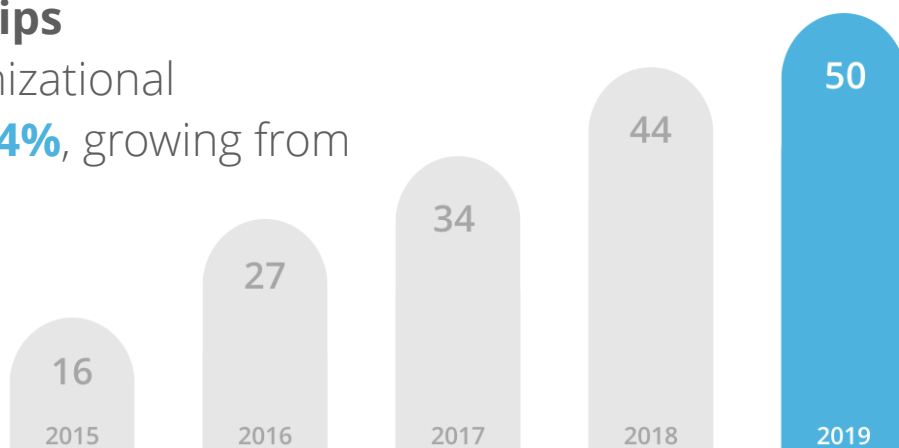


Individual Members

In 2019, CFHA experienced an **26 %** increase in individual memberships from 1,194 to 1,511 members.

Organizational Memberships

In 2019, the number of organizational memberships increased by **14%**, growing from 44 organizations in 2018 to 50 in 2019.



Membership Type Distribution in 2019

Total number of Members		1,511
Individual Professionals		759
Individual Trainees		139
Organizational Professionals		521
Organizational Trainees		92

The names and places of residence of the CFHA membership can be found here:

<https://www.cfha.net/members/dashboard.aspx>

